

# Lesen ohne Stolperstein

## Band 1


### Zauberlaute

Auf den folgenden Seiten sind Vokale in Wörtern/Silben identifizieren und richtig zuordnen. Vokale (und später auch Um- und Zielvokale) bringen Klang in Silben und Worte. Ohne Vokale ist Schrift nur schwer zu lesen bzw. sprechen.

Wir nennen Vokale, Zielvokale und Umlaute deshalb kindgerecht "Zauberlaute".


Da Zauberlaute hier mit Sternen ersetzt sind, können die Kinder die "Zauberei" gut selbst ausprobieren..... eine sehr gute zusätzliche Lese- und Sprechübung!

Die Wortauswahl im Folgenden entspricht der in "Lesen ohne Stolperstein" verwendeten Buchstabenreihenfolge.







Finde die Zauberlaute

Name: \_\_\_\_\_



Im ersten Teil besteht die Möglichkeit, ein kleines Heft zu tackern.



Die großen Bilder und Wortkarten können zur Zuordnung im Kreis oder an der Tafel verwendet werden.

# Lesen ohne Stolperstein

## Band 1

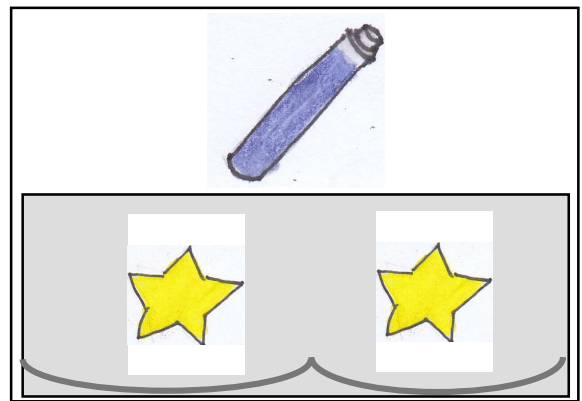

### Zauberlaute

Vokale (und später auch Um- und Zielaute) zaubern Klang in Silben und Worte.  
"Lesen ohne Stolperstein" nenne Vokale, Zielaute und Umlaute deshalb kindgerecht  
"Zauberlaute".


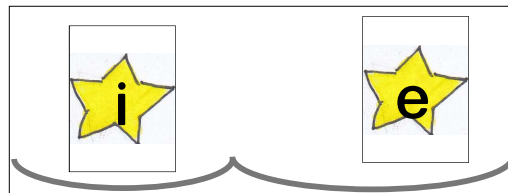
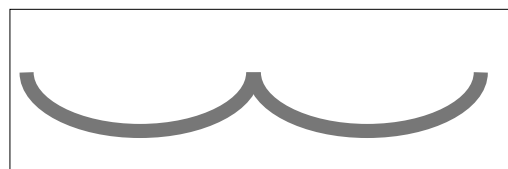
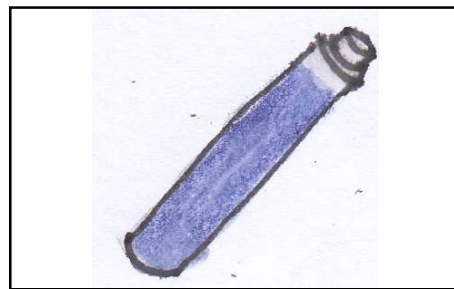

Diese Material ermöglicht, in Anlehnung an "Lesen ohne Stolperstein" folgende  
Aufgabenstellungen:

1. Zuordnung von Silbenanzahl, dargestellt durch Silbenbögen, zum Bild.
2. Zuordnung von Silben mit je einem Vokal zum Bild
3. Zuordnung von Vokalen zu Bild und Silben

Die Wortauswahl entspricht der in "Lesen ohne Stolperstein" verwendeten Buchstaben-  
reihenfolge.



Im ersten Teil besteht die Möglichkeit ein kleines Heft zu tackern.



Die großen Bilder und Wortkarten können zur Zuordnung im Kreis oder an der Tafel verwendet werden.

# Silbentanz nach Reuther-Liehr

Mit Hilfe von Silben sollen die Kinder den Rhythmus der deutschen Sprache erfassen und so eine Unterstützung für Lesen und Schreiben erfahren.

Reuther-Liehr bietet dazu eine ganzkörperliche Methode des "Silbentanzes" an, die das Zusammenschleifen von zunächst zwei Lauten zu einer Silbe erleichtert:

## Ausgangsposition:

1. beidbeiniges Stehen, die Füße hüftbreit nebeneinander
2. der rechte Arm ist vor dem Körper gekreuzt  
die rechte Hand berührt dabei die linke Schulter

## Bewegung:

- das Gewicht auf den linken Fuß verlagern  
gleichzeitig
1. den rechten Arm nach rechts schwingen
  2. mit dem rechten Bein einen Seitschritt nach rechts machen
  3. dabei die entsprechende Silbe lesen


## Wiederherstellen der Ausgangsposition:

1. den rechten Arm zurück über den Körper führen  
die rechte Hand berührt wieder die linke Schulter
2. das linke Bein wird nach rechts nachgezogen  
beidbeiniges, hüftbreites Stehen in der Ausgangsposition

Bitte denken Sie daran, dass bereits die Ausführung dieser Bewegung manche Kinder vor Herausforderungen stellt. Sie enthält eine Kreuzung der Mittellinie.

Bitte üben Sie in diesem Fall die Bewegung isoliert mit diesen Kindern.

Hat der Körper diesen Bewegungsablauf gespeichert, hilft diese Schwungbewegung meist, Silben flüssig (ohne Glottesschlag) zu sprechen.



Dieses Heft  
gehört:

a

e

i

o


u



Finde  
die


Zauber-  
laute!

Name: \_\_\_\_\_

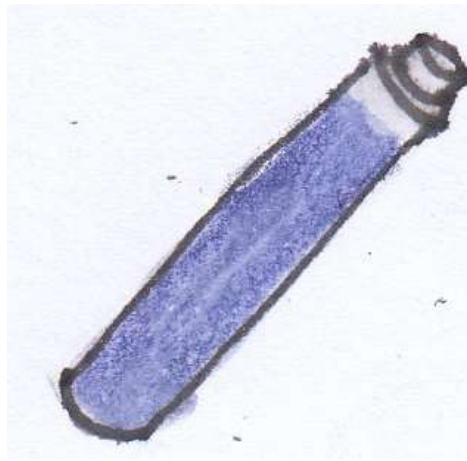


T \* r

© 2025, Stefanie Schneider, Lesen ohne Stolperstein

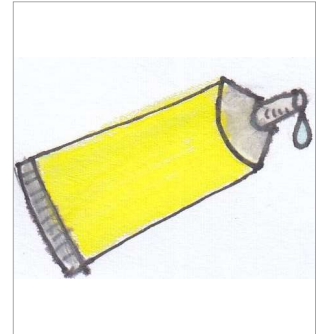









T \* m \* t \*




T \* nt \*






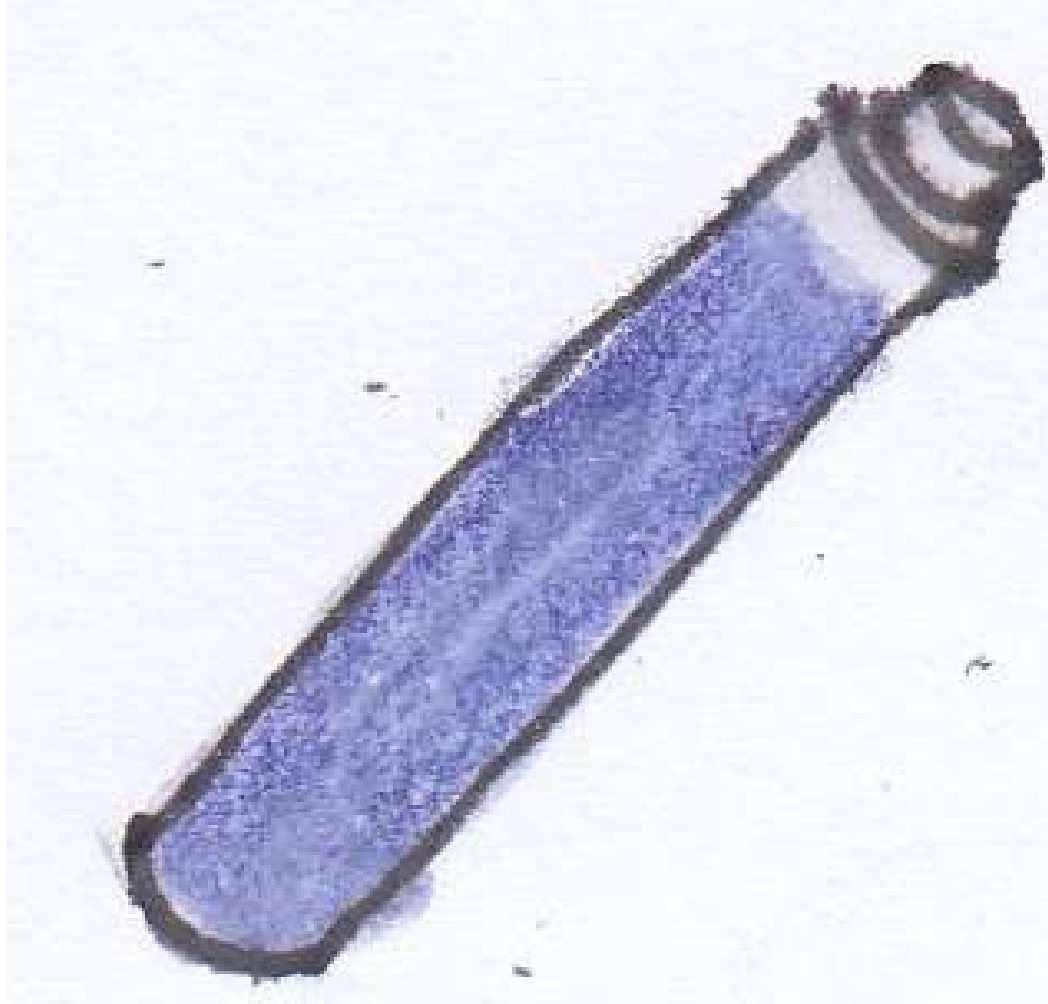








© 2025, Stefanie Schneider, Lesen ohne Stolperstein






© 2025, Stefanie Schneider, Lesen ohne Stolperstein








**T**

**r**






T



n



t




T



U

t













u

t








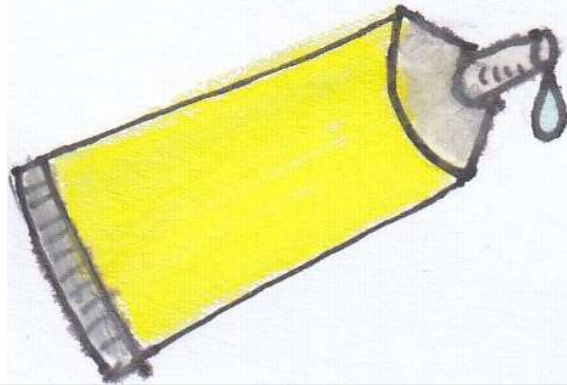



# Wie viele Silben?

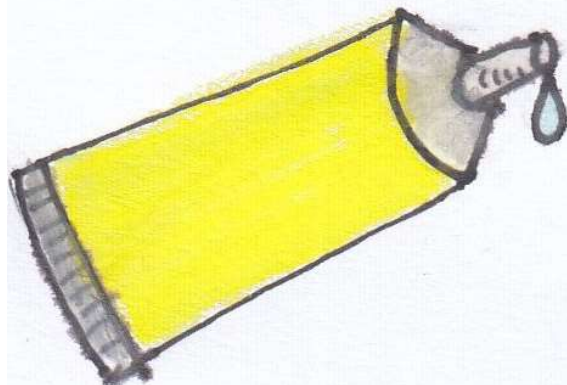

Dieses Heft  
gehört:

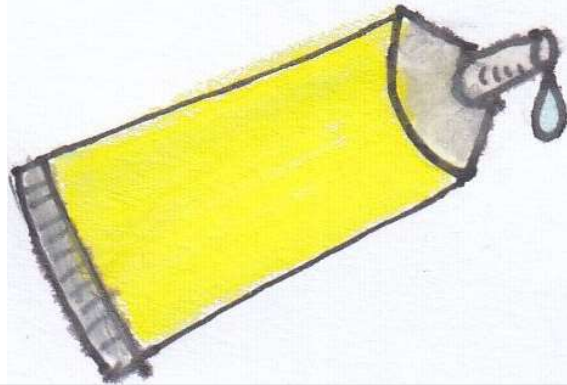
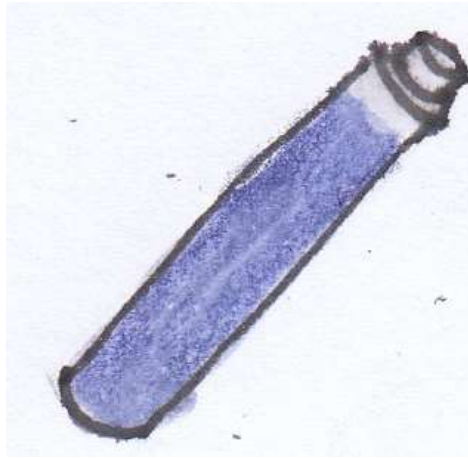


Jede  
Silbe  
ein  
Zauber-  
laut!

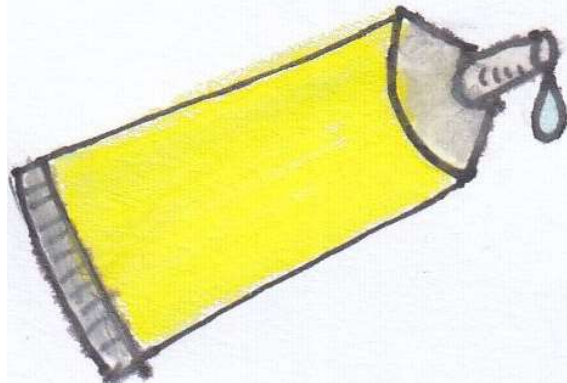



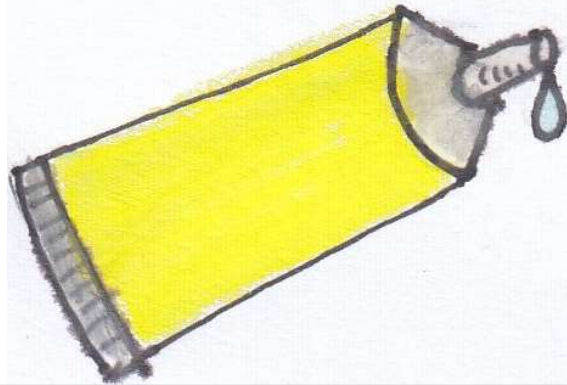

© 2025, Stefanie Schneider, Lesen ohne Stolperstein



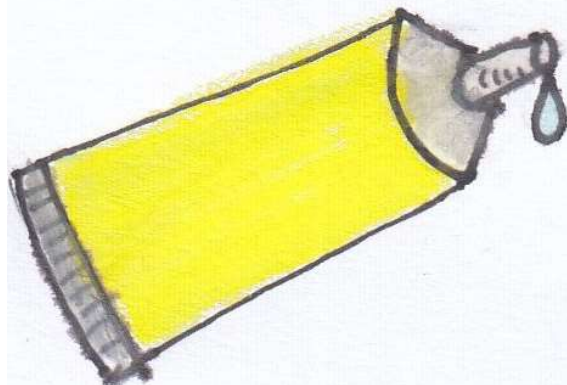




© 2025, Stefanie Schneider, Lesen ohne Stolperstein

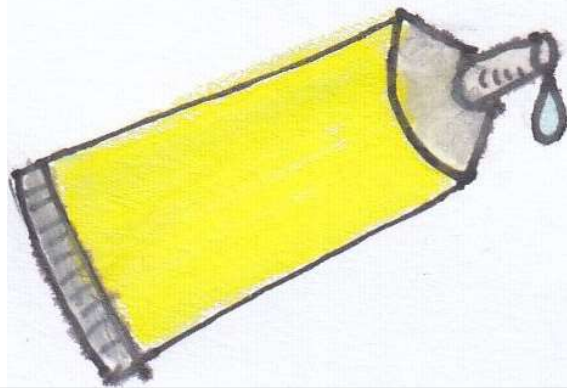





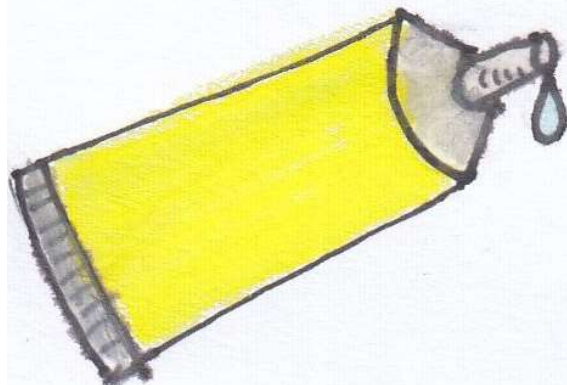

© 2025, Stefanie Schneider, Lesen ohne Stolperstein

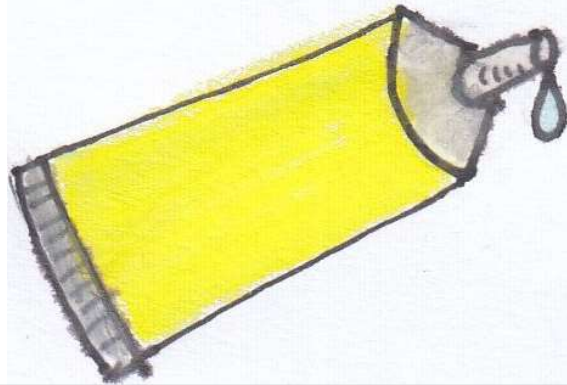





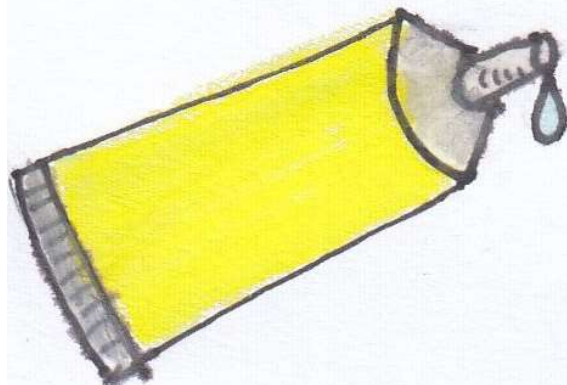


© 2025, Stefanie Schneider, Lesen ohne Stolperstein

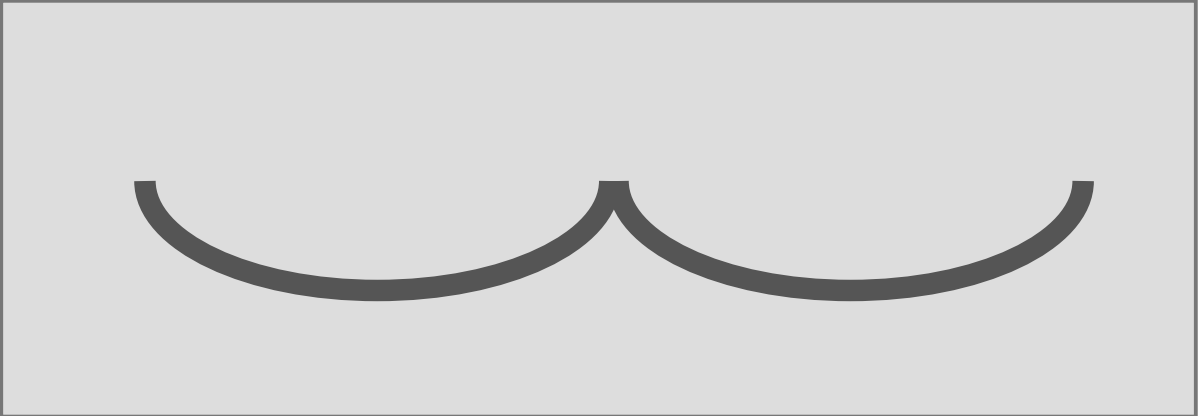
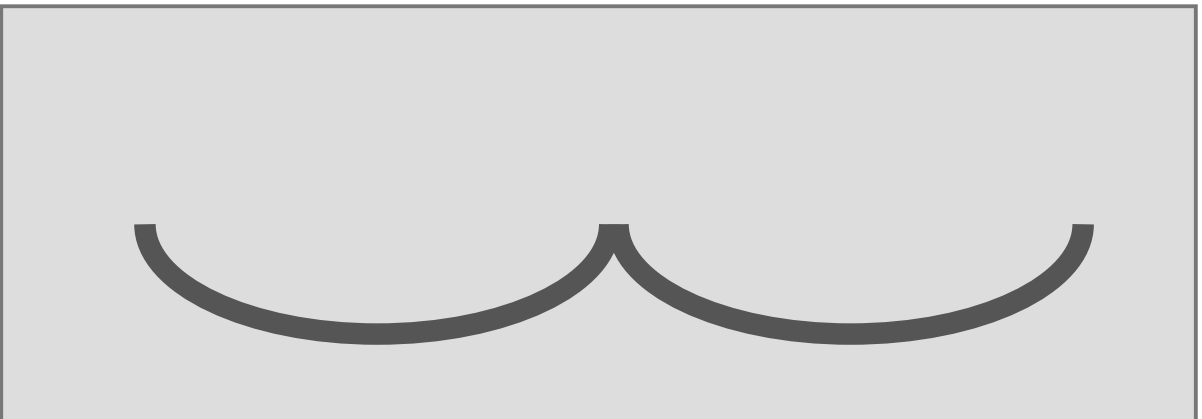


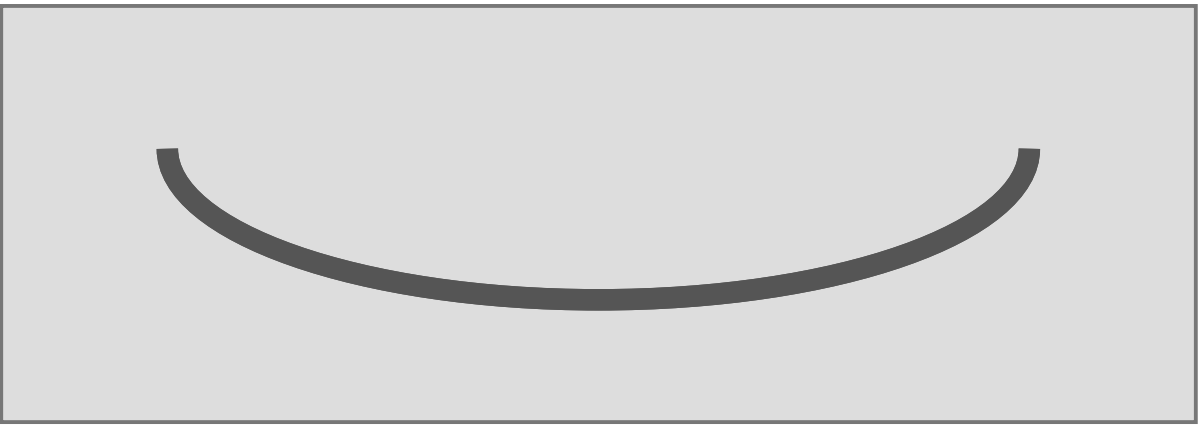


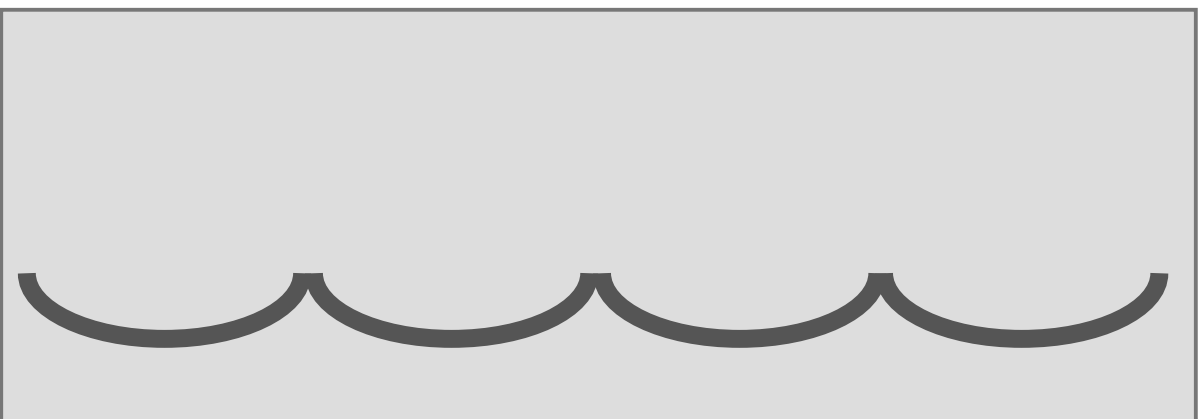
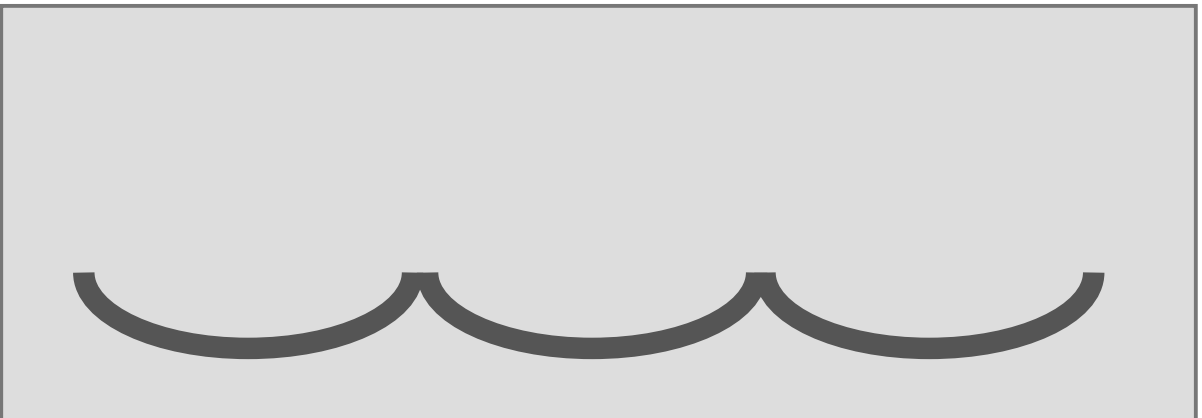
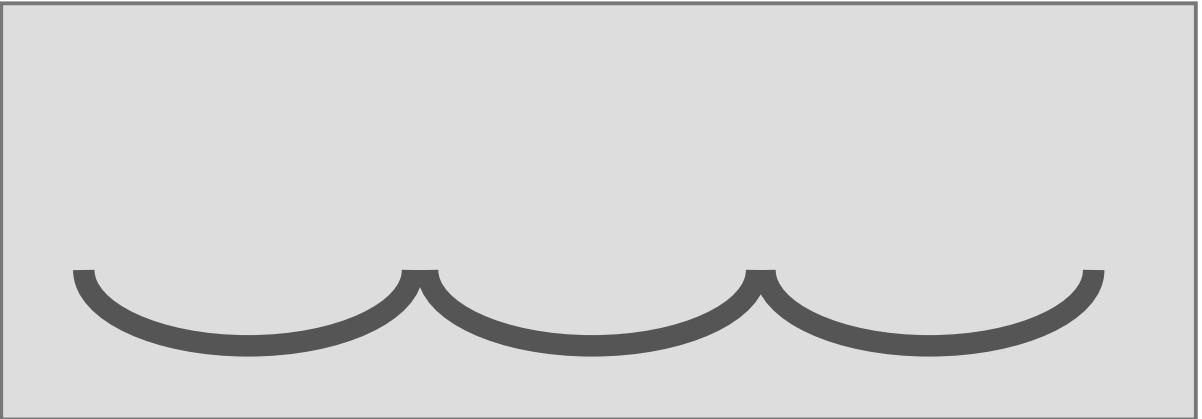
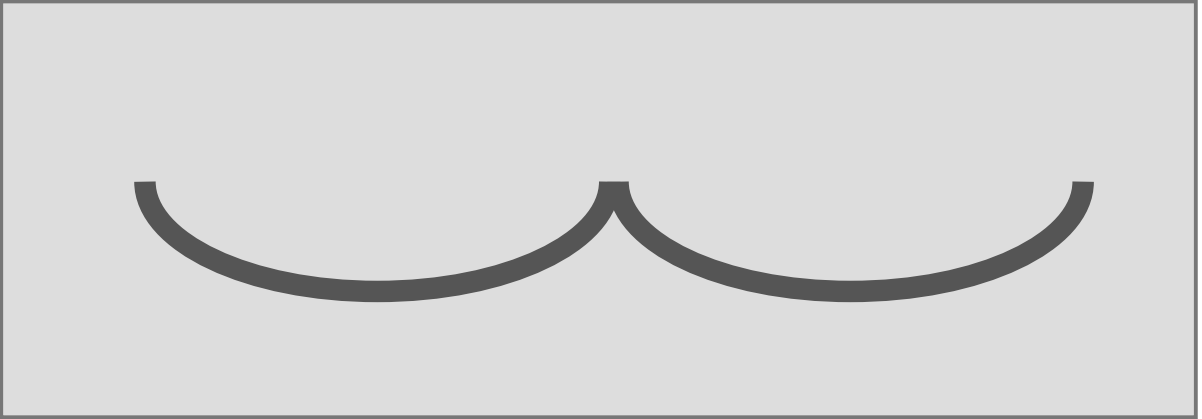
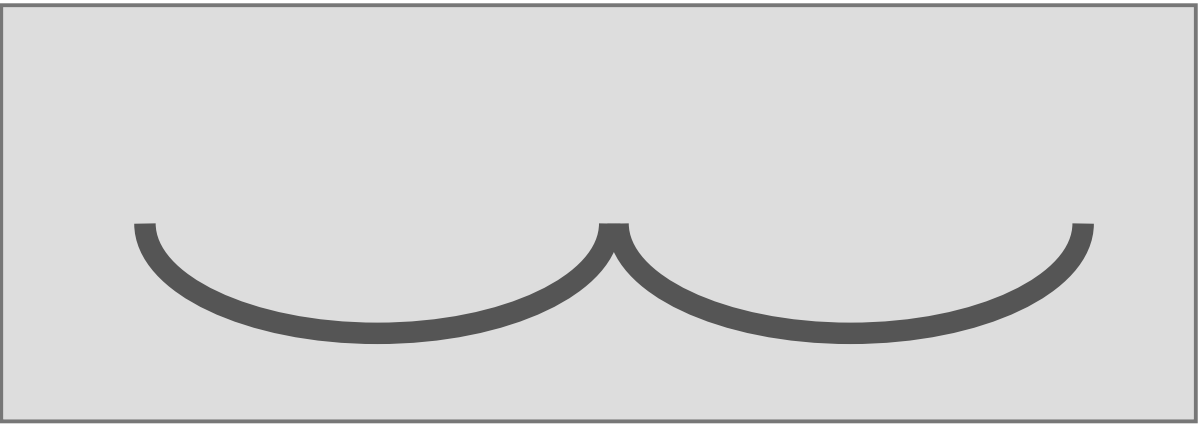


© 2025, Stefanie Schneider, Lesen ohne Stolperstein

















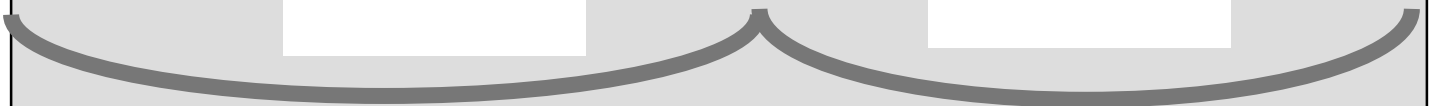







© 2025, Stefanie Schneider, Lesen ohne Stolperstein












© 2025, Stefanie Schneider, Lesen ohne Stolperstein








© 2025, Stefanie Schneider, Lesen ohne Stolperstein












© 2025, Stefanie Schneider, Lesen ohne Stolperstein

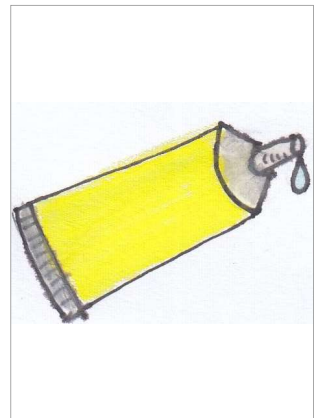



















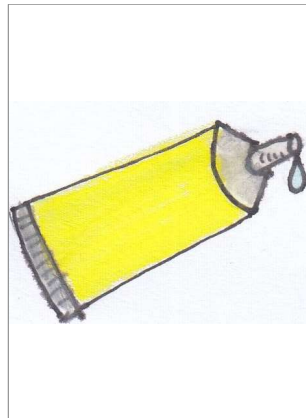










© 2025, Stefanie Schneider, Lesen ohne Stolperstein






Klebe richtig auf und spure nach!



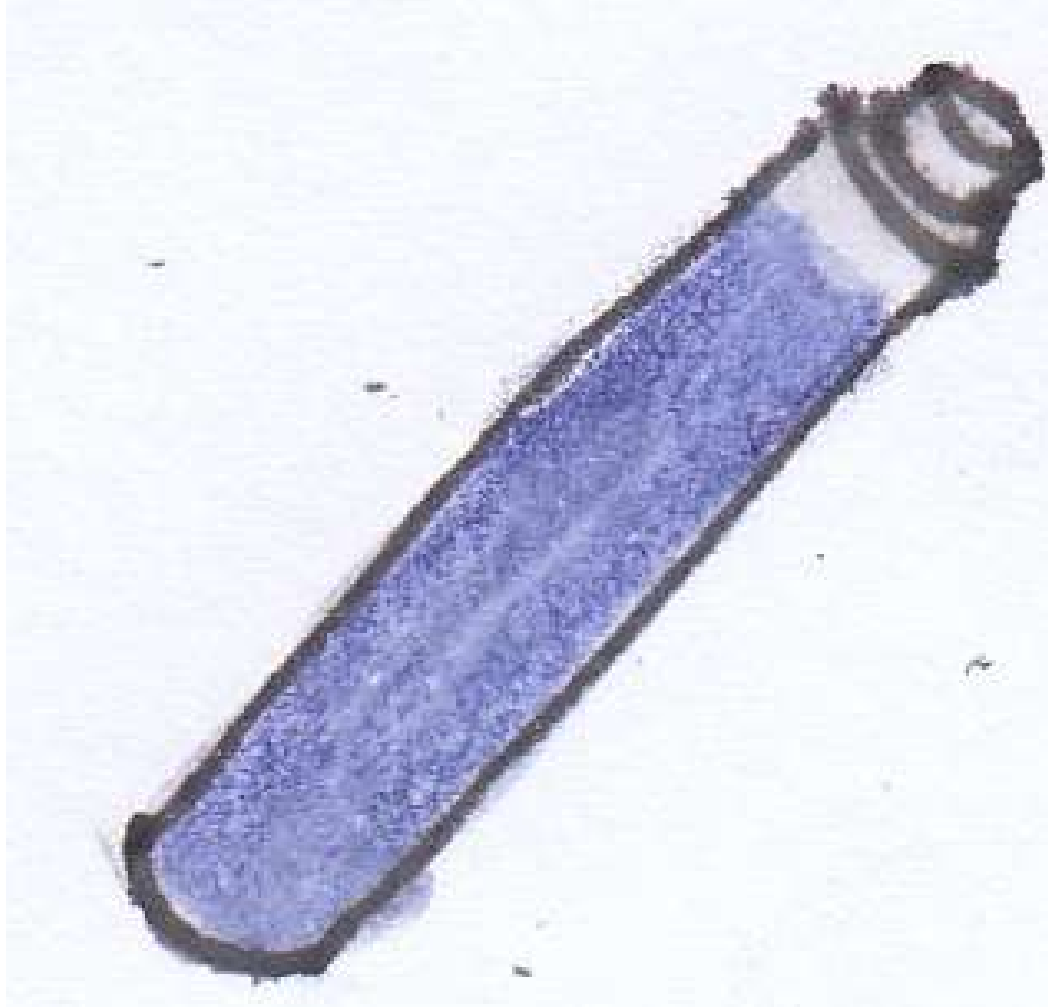
**Klebe richtig auf und spure nach!**






© 2025, Stefanie Schneider, Lesen ohne Stolperstein







© 2025, Stefanie Schneider, Lesen ohne Stolperstein









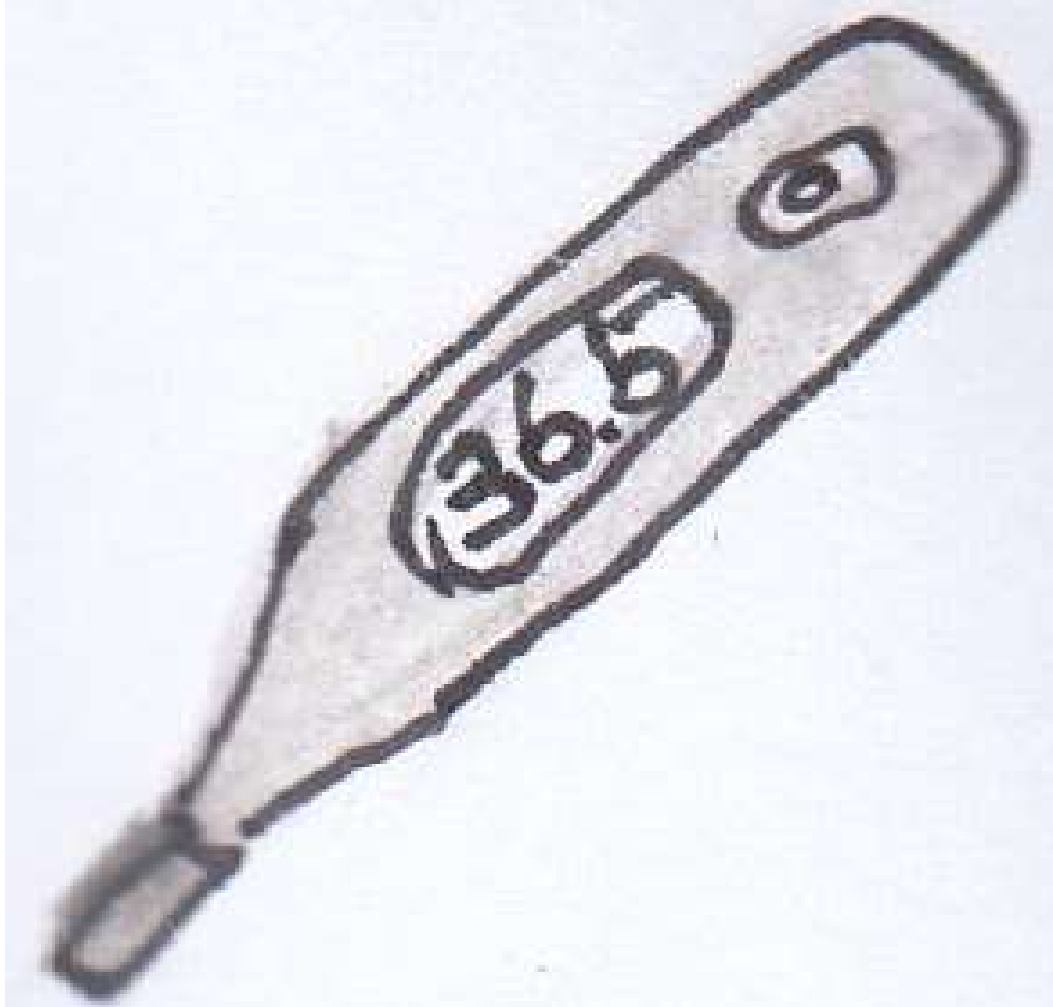
© 2025, Stefanie Schneider, Lesen ohne Stolperstein





© 2025, Stefanie Schneider, Lesen ohne Stolperstein





© 2025, Stefanie Schneider, Lesen ohne Stolperstein

