


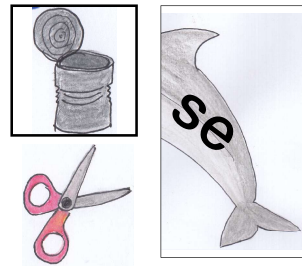

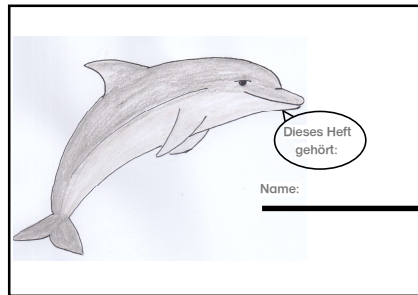
Lesen ohne Stolperstein

Band 1


Silbenlesetraining

Auf den folgenden Seiten sind Wörter zu finden, denen Bilder zugeordnet werden sollen.
Die Wortauswahl entspricht der in "Lesen ohne Stolperstein" verwendeten Buchstabenreihenfolge.

Im ersten Teil besteht die Möglichkeit,
ein kleines Heft zu tackern.



Die großen Bilder und Wörter können zur
Zuordnung im Kreis oder an der Tafel verwendet werden.



Silbentanz nach Reuther-Liehr

Mit Hilfe von Silben sollen die Kinder den Rhythmus der deutschen Sprache erfassen und so eine Unterstützung für Lesen und Schreiben erfahren.

Reuther-Liehr bietet dazu eine ganzkörperliche Methode des "Silbentanzes" an, die das Zusammenschleifen von zunächst zwei Lauten zu einer Silbe erleichtert:

Ausgangsposition:

1. beidbeiniges Stehen, die Füße hüftbreit nebeneinander
2. der rechte Arm ist vor dem Körper gekreuzt
die rechte Hand berührt dabei die linke Schulter

Bewegung:

- das Gewicht auf den linken Fuß verlagern
gleichzeitig
1. den rechten Arm nach rechts schwingen
 2. mit dem rechten Bein einen Seitschritt nach rechts machen
 3. dabei die entsprechende Silbe lesen

Wiederherstellen der Ausgangsposition:


1. den rechten Arm zurück über den Körper führen
die rechte Hand berührt wieder die linke Schulter
2. das linke Bein wird nach rechts nachgezogen
beidbeiniges, hüftbreites Stehen in der Ausgangsposition

Bitte denken Sie daran, dass bereits die Ausführung dieser Bewegung manche Kinder vor Herausforderungen stellt. Sie enthält eine Kreuzung der Mittellinie.

Bitte üben Sie in diesem Fall die Bewegung isoliert mit diesen Kindern.


Hat der Körper diesen Bewegungsablauf gespeichert, hilft diese Schwungbewegung meist, Silben flüssig (ohne Glottesschlag) zu sprechen.







Dieses Heft
gehört:


Name: _____




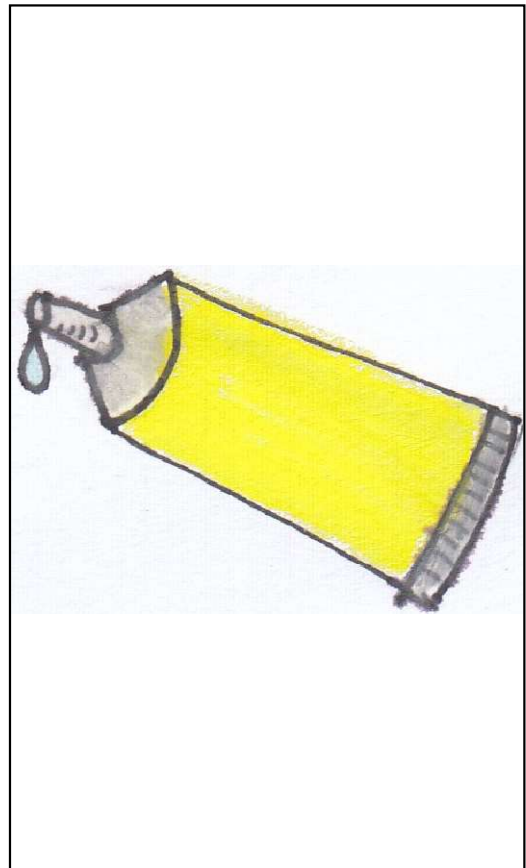
Do



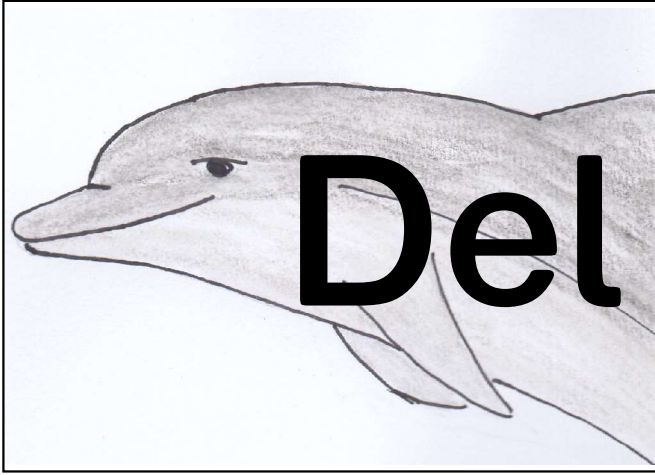


© 2025, Stefanie Schneider, Lesen ohne Stolperstein


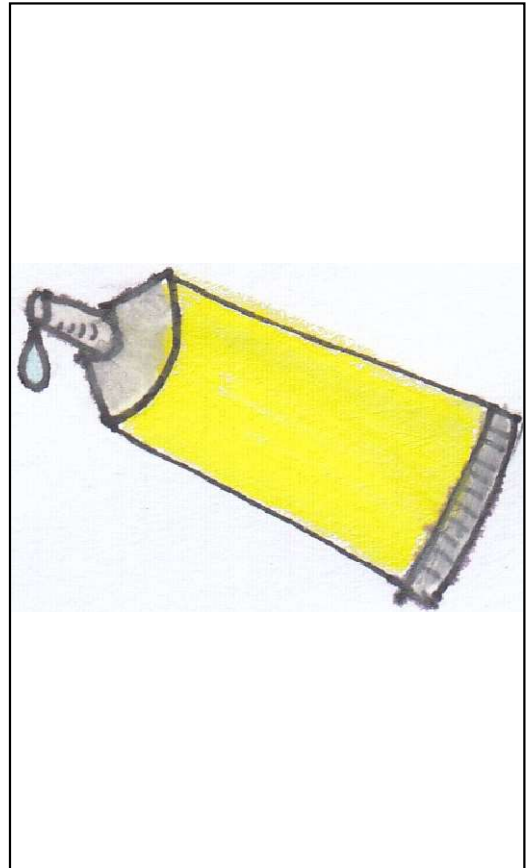






Da




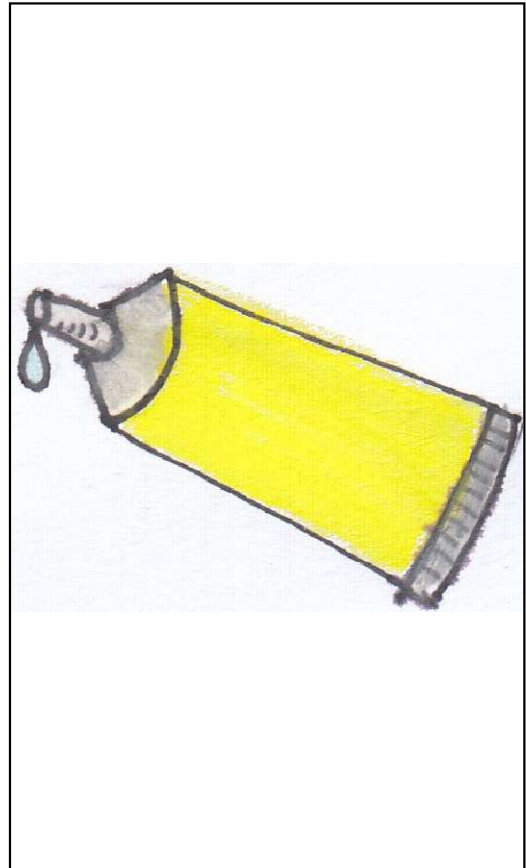




© 2025, Stefanie Schneider, Lesen ohne Stolperstein






© 2025, Stefanie Schneider, Lesen ohne Stolperstein






Handwriting practice lines for the word 'Dose' (can). The word is written in a simple, blocky font on the first line. The rest of the lines are blank for practice.

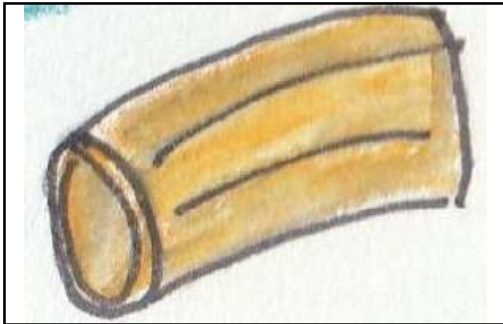


Handwriting practice lines for the word 'Delfin' (dolphin). The word is written in a simple, blocky font on the first line. The rest of the lines are blank for practice.

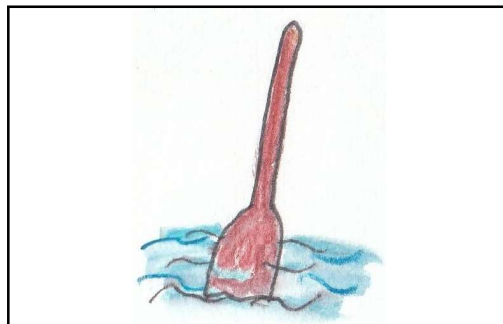


Handwriting practice lines for the word 'Feder' (feather). The word is written in a simple, blocky font on the first line. The rest of the lines are blank for practice.

© 2025, Stefanie Schneider, Lesen ohne Stolperstein





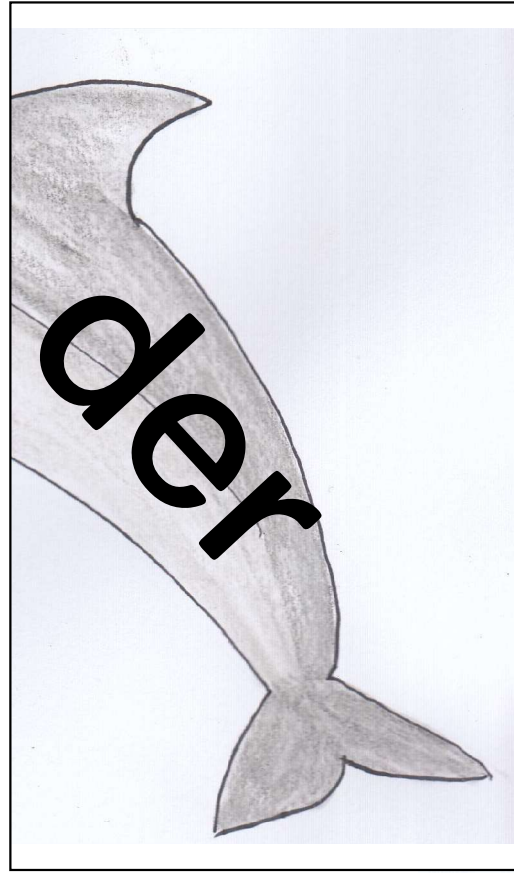


Handwriting practice lines for the word 'Dose' (can). The word is written in a simple, blocky font on the first line. The rest of the lines are blank for practice.


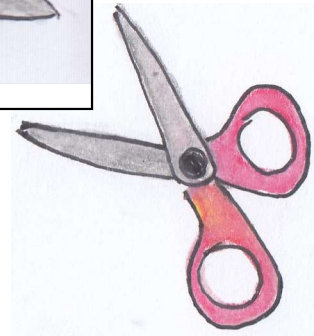


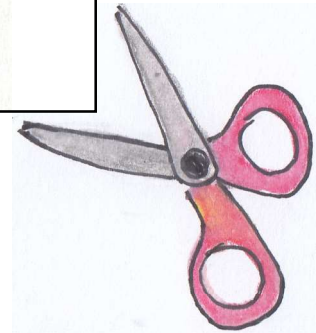
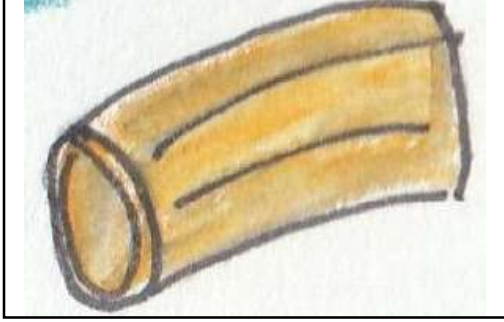
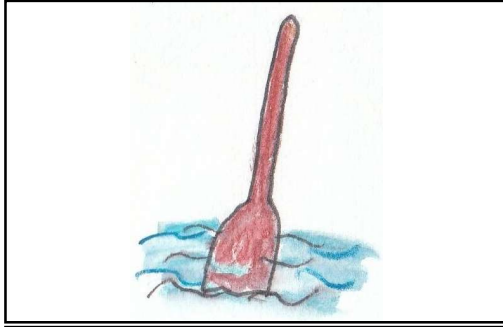



Handwriting practice lines for the word 'Dose' (can). The word is written in a simple, blocky font on the first line. The rest of the lines are blank for practice.







Handwriting practice lines for the word 'Dose' (can). The word is written in a simple, blocky font on the first line. The rest of the lines are blank for practice.


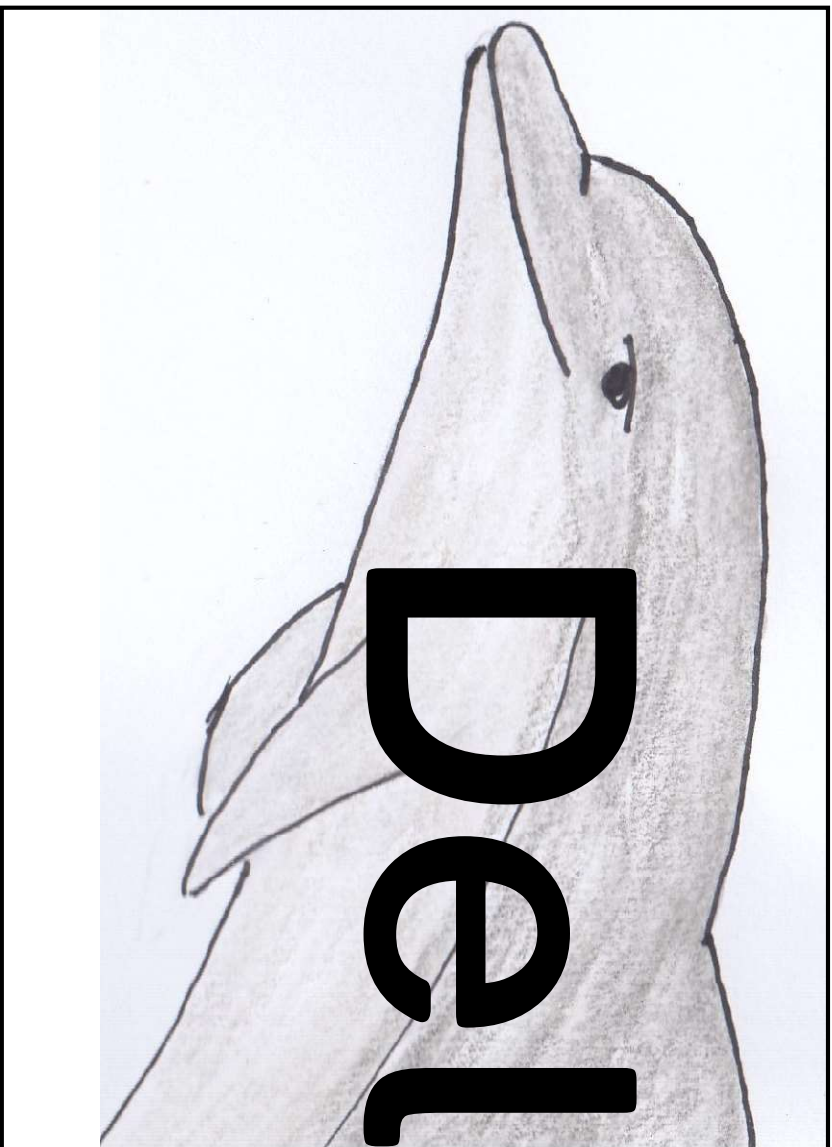



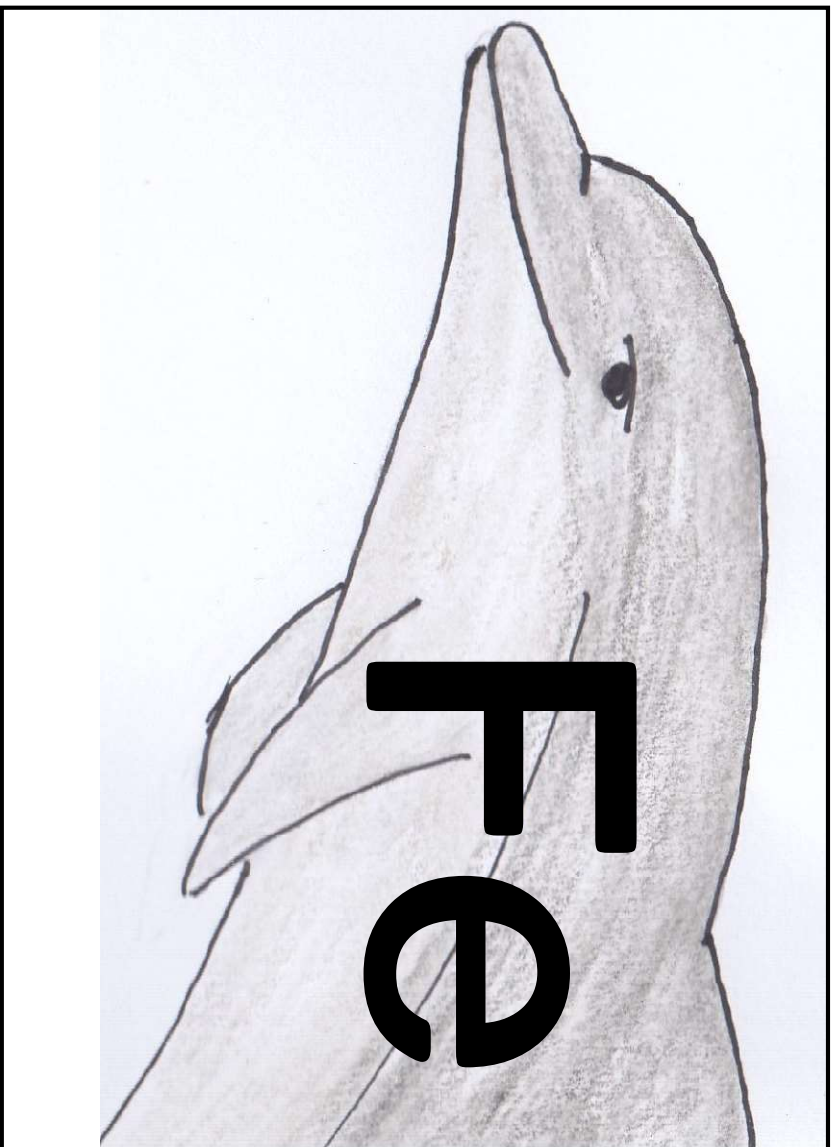






















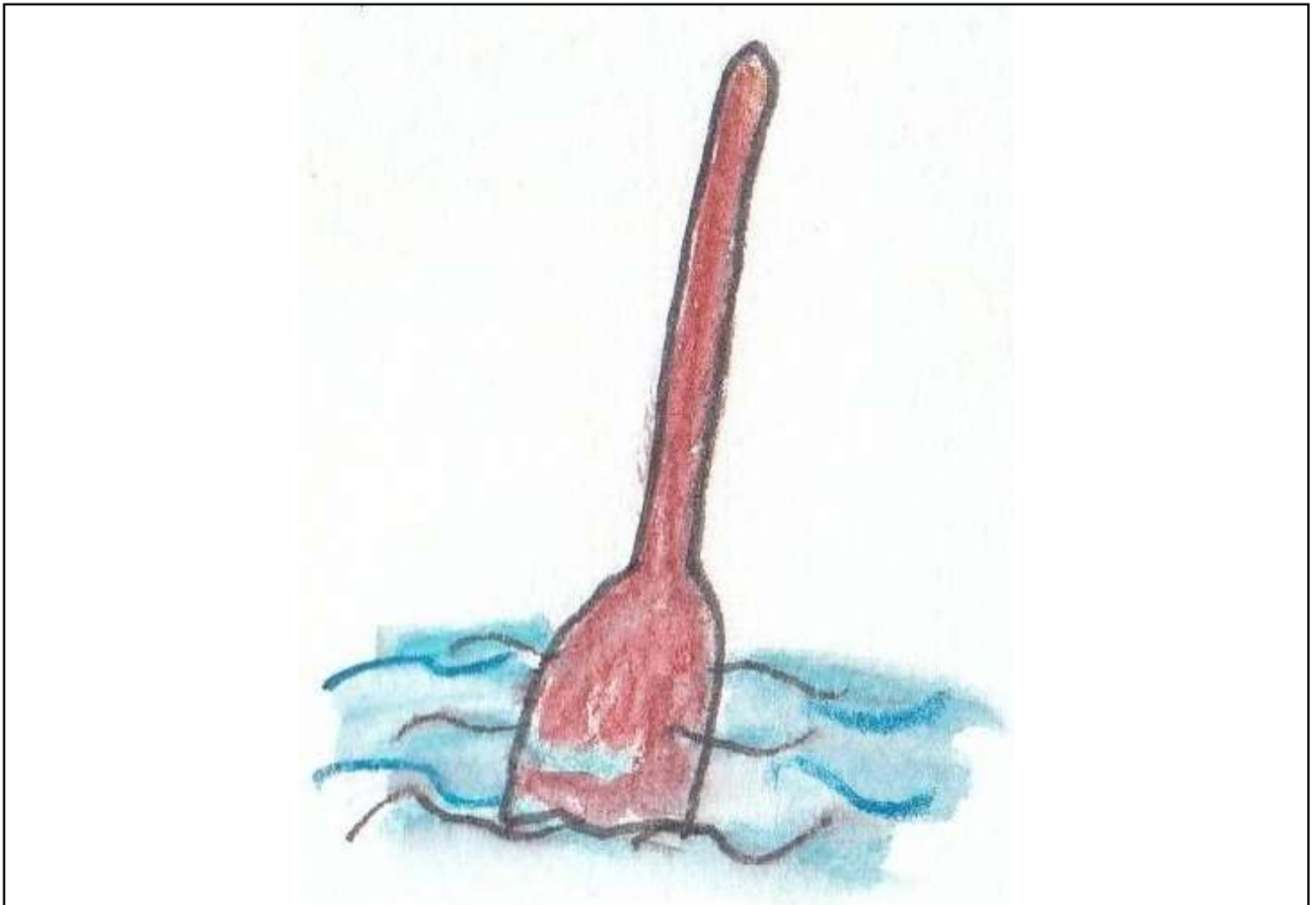


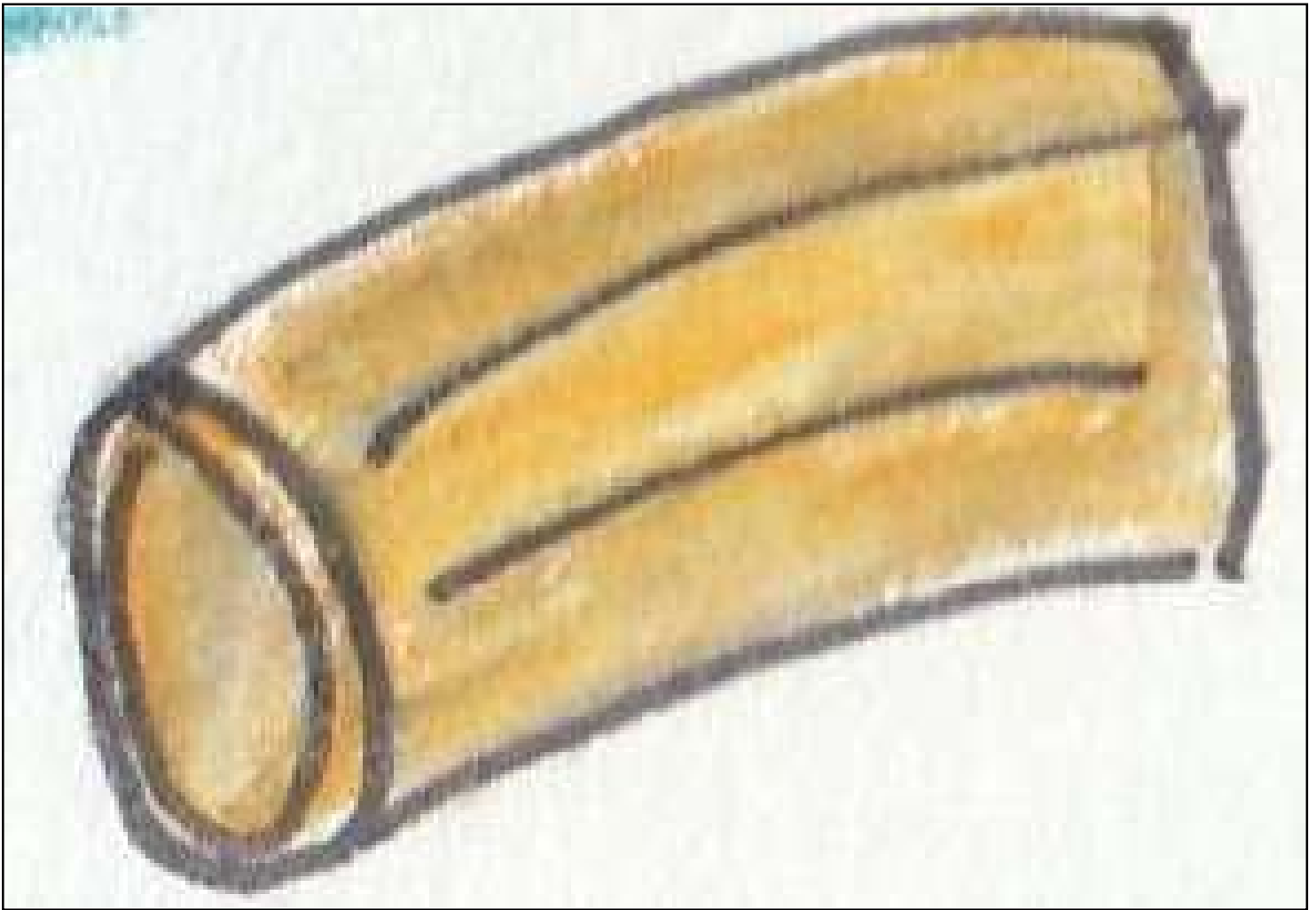
© 2025, Stefanie Schneider, Lesen ohne Stolperstein





© 2025, Stefanie Schneider, Lesen ohne Stolperstein





© 2025, Stefanie Schneider, Lesen ohne Stolperstein



D o s e



D a m e



D e l f i n



F e d d e r

R u d d e r

N u d d e l