


# Lesen ohne Stolperstein

## Band 1

### Optische Differenzierung



Buchstaben unserer Schrift unterscheiden sich oft nur minimal voneinander.

Der Buchstabe Ww beispielsweise ähnelt sehr C G J O P Q U a b c g h o p q u


Um diese Differenzierungsleistung schnell und sicher erbringen zu können - als Voraussetzung für späteres flüssiges und richtiges Lesen - ist zunächst eine Bewusstmachung der Unterschiede und später vielfältige Übung nötig.

*"Lesen ohne Stolperstein"* bietet Lehrkräften die Möglichkeit mit dem kostenlosen Zusatzmaterial, im Kreis oder an der Tafel diese Unterschiede mit den Kindern zu erarbeiten.


Motivierende Bilder zeigen verschiedene, ähnliche Buchstaben.

Die Bilder können geordnet werden:


- Delfin neben Dd
- Delfin neben anderen Buchstaben.




D




D




D



D




D




D







D




D




D



D




D




D







d




d




d



d




d




d






d




d




d







d




d




d



O




B




C







G




J




P



Q




U




O







a




b




c



g




h




p







a




u




b



q



p



b